





**Legend**

-  Gully & Streambank Erosion 2000
  -  Eclipse Creek Study Area
  -  Main Roads
  -  Rivers and Creeks
- 0 1,000 2,000 Metres 